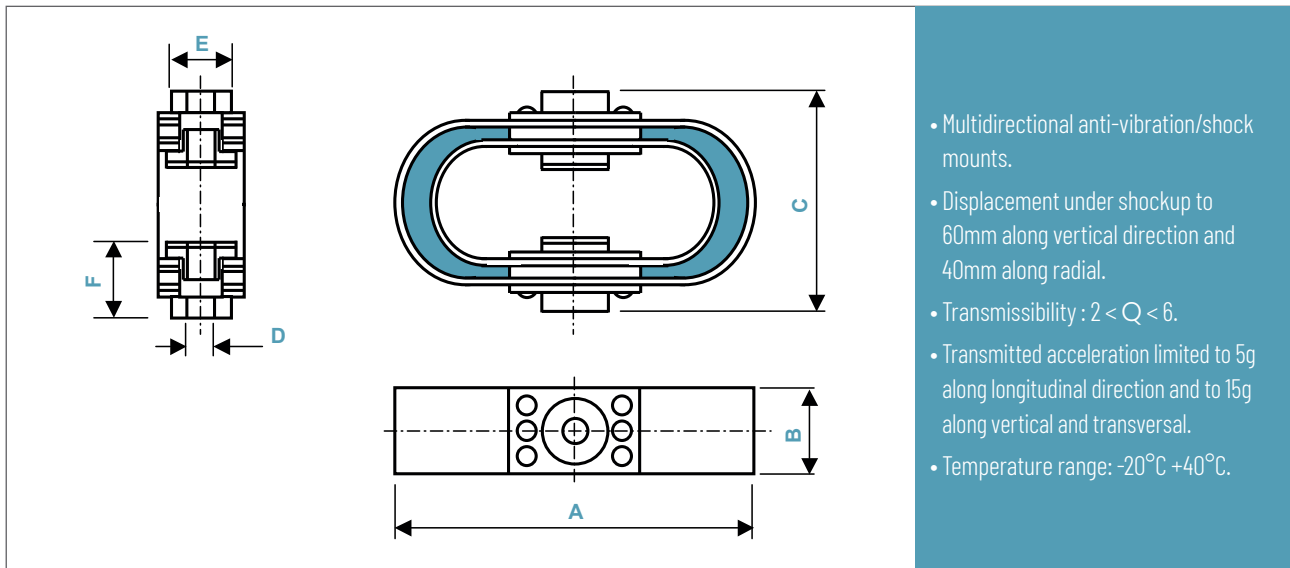


LEAF SPRING ELASTOMER MOUNTS: X

DEFINITION
series LSX



- Multidirectional anti-vibration/shock mounts.
- Displacement under shock up to 60mm along vertical direction and 40mm along radial.
- Transmissibility : $2 < Q < 6$.
- Transmitted acceleration limited to 5g along longitudinal direction and to 15g along vertical and transversal.
- Temperature range: -20°C $+40^{\circ}\text{C}$.

Dimensions are in mm. For reference only.

SERIE
Materials and finishes (meets RoHS requirements)
LSX
Leaf and washer: stainless steel
Compound: epoxy resin
Bush: nylon
Coating : Neoprene Paint

LOADS & DIMENSIONS												
type	static load (kg)			A	B	C	D	E	F	mass (kg)	NATO stock number	
	min	nom	max									
-10	9	10	18	203	51	114	9 (M8)	32	22	0,68	5340-99-923-5717	
-20	18	20	35	203	51	114	9 (M8)	32	23	0,80	5340-99-923-5718	
-45	35	45	55	216	51	133	13 (M12)	32	23,5	1,02	5340-99-923-5719	
-70	55	70	90	216	51	133	13 (M12)	32	25	1,13	5340-99-923-5720	
-110	90	110	135	216	51	133	13 (M12)	32	26	1,25	5340-99-923-5721	
-180	135	180	250	297	102	190	21 (M20)	64	35	5,90	5340-99-520-8429	
-320	250	320	380	297	102	190	21 (M20)	64	41	6,57	5340-99-520-8428	
-450	380	450	550	297	102	190	21 (M20)	64	43	7,25	5340-99-520-8427	
-450S	380	450	550	365	50	210	21 (M20)	32	32	7,25	5340-99-520-6107	

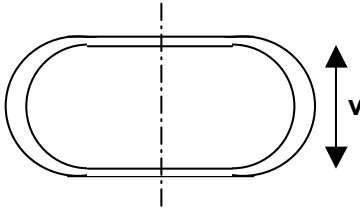
EXAMPLE
LSX-45




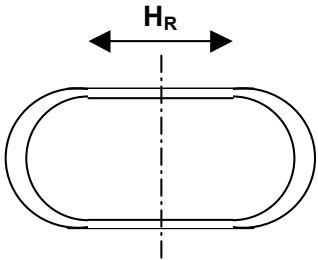
PREFIX:
'leaf spring' mount
from the
LSX series

MODEL: -45
nominal static load: 45kg
height: 133mm
length: 216mm
width: 51mm
mass: 1,02kg



		VERTICAL									
		LSX Series	Model	-10	-20	-45	-70	-110	-180	-320	-450
1. Natural Frequency	f_c Hz	6,5	6,5	7,5	6,5	7,0	9,5	8,0	7,5		
	f_v Hz	8,5	8,5	8,5	8,5	8,5	13,0	9,5	9,5		
3. Static Deflection	d_1 mm	6,2	6,2	8,6	8,2	7,7	4,3	5,4	4,3	7,7	
	d_2 mm	8,6	8,6	11,6	11,2	10,5	5,9	7,4	5,9	10,3	
Static Stiffness	k_s N.mm ⁻¹	13	26	44	70	120	350	500	875		
Support											
Stiffness	k N.mm ⁻¹	200	450	900	1300	2000	3500	6000	8500	8500	
Strength	F N	150	300	675	1050	1650	2700	4800	6750	6750	

		HORIZONTAL ACROSS									
		LSX Series	Model	-10	-20	-45	-70	-110	-180	-320	-450
1. Natural Frequency	f_c Hz	4,5	4,5	5,0	4,75	5,0	4,75	5,25	4,75		
	f_v Hz	6,25	6,25	6,25	6,25	6,25	6,5	6,0	6,0		
Static Stiffness	k_s N.mm ⁻¹	17	35	58	91	149	665	788	1400		
Support											
Stiffness	k N.mm ⁻¹	200	450	900	1300	2000	3500	6000	8500	8500	
Strength	F N	150	300	675	1050	1650	2700	4800	6750	6750	

		HORIZONTAL ROLL									
		LSX Series	Model	-10	-20	-45	-70	-110	-180	-320	-450
1. Natural Frequency	f_c Hz	3,5	3,5	4,25	4,0	4,25	4,0	4,25	4,0		
	f_v Hz	5,0	5,0	5,0	5,0	5,0	5,5	5,0	5,0		
Static Stiffness	k_s N.mm ⁻¹	7	14	24	39	61	175	219	385		
Support											
Stiffness	k N.mm ⁻¹	200	450	900	1300	2000	3500	6000	8500	8500	
Strength	F N	150	300	675	1050	1650	2700	4800	6750	6750	

SPECIFICATIONS APPLICATIONS

Fuel tanks, engines, seats, marine craft installations, ammunitions, generator sets, compressors, pumps, fans, air conditioning units, electric motors, electronic control equipment, laboratory equipment, ...

1. Natural frequency (f_v) and shock natural frequency (f_c)
 2. Mini stiffness (K) and strength (F) of the support structure to which a mount is attached
 3. Static deflection mini (d_1) and maxi (d_2) at nominal loading
- * **IMPORTANT:** Performance characteristics are given here for reference only. They can be increased under specific conditions. **Contact us.**